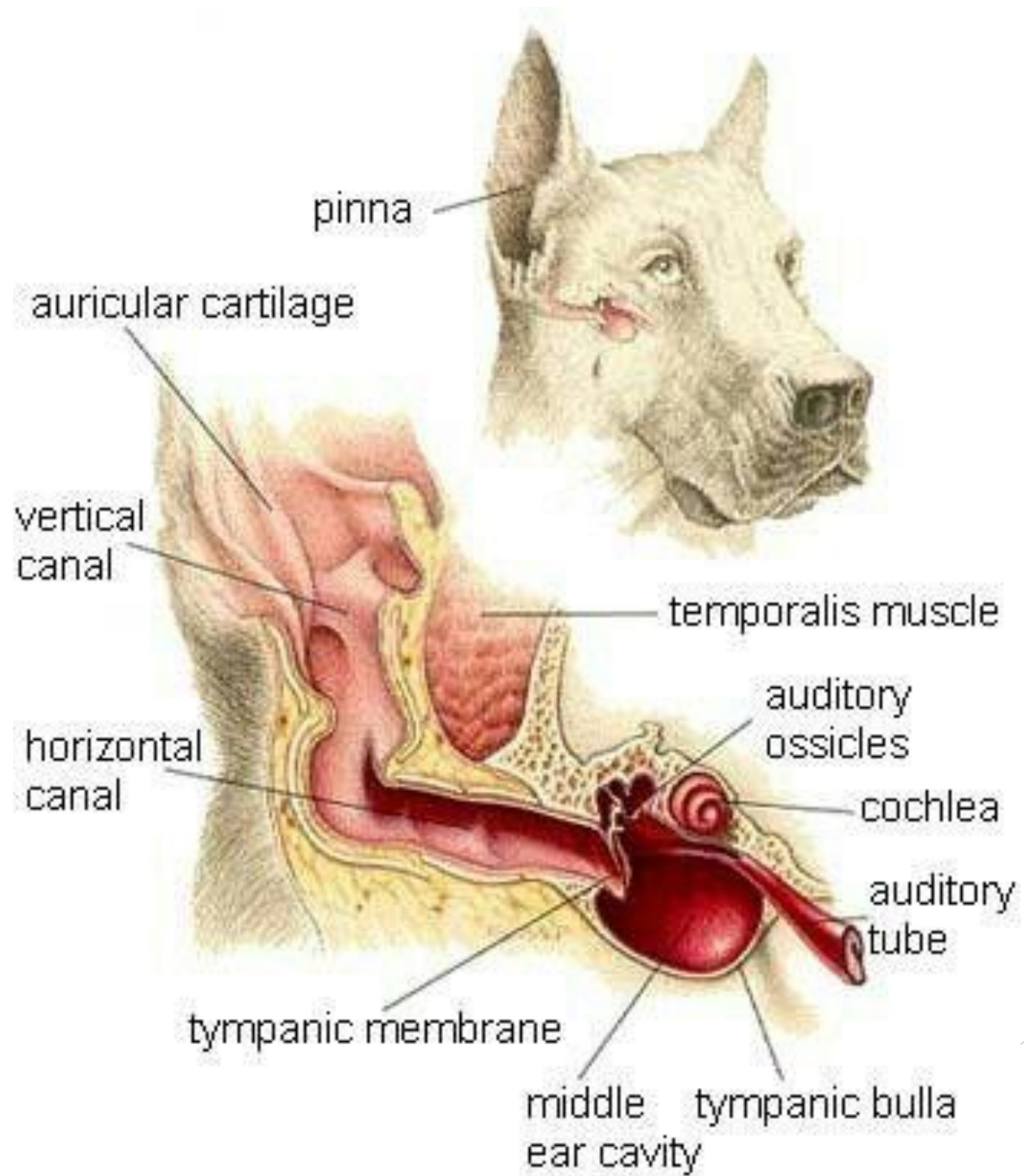


Otitis Externa (OE)

Dr Esther Fan
BVSc(dist)



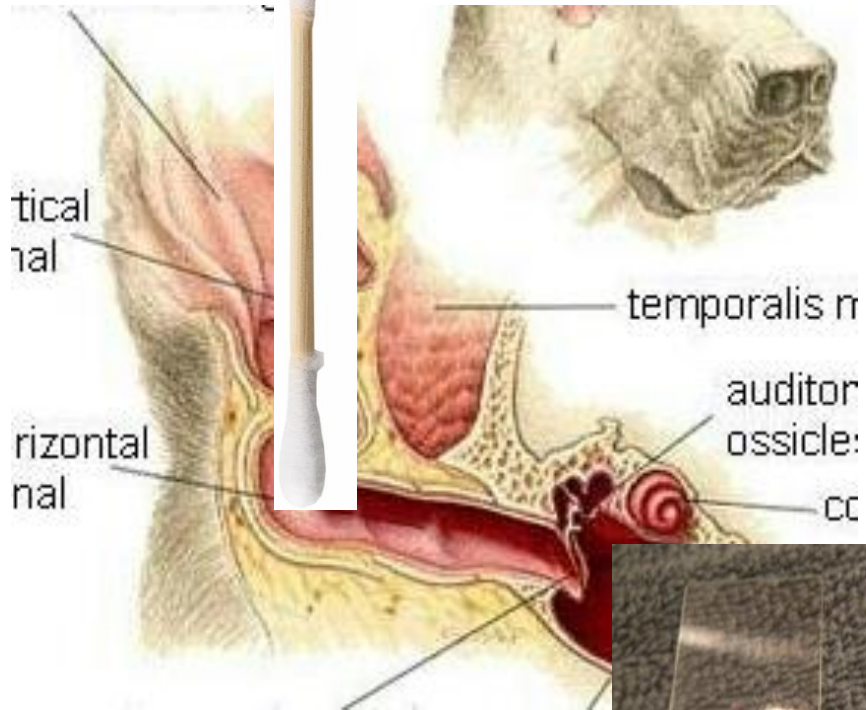
Clinical signs?

- ▶ Head shaking
- ▶ Pruritis
- ▶ Red ear
- ▶ Discharge/odour

- ▶ *Aural hematoma*
- ▶ *Hotspot*



Take a look! Take a swab.



Foreign body



Grass Seed



Alligator forceps

Cytology:

- ▶ Mites (use mineral oil and cover)




- ▶ Yeast *Mal*

- ▶ Bacteria -



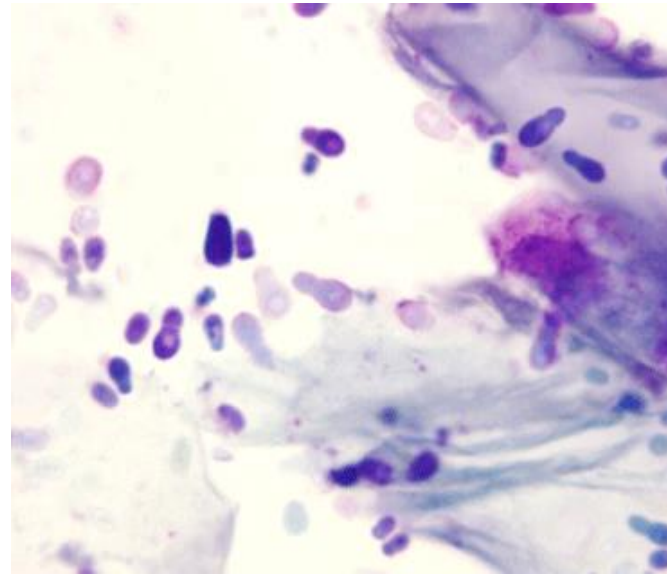
James



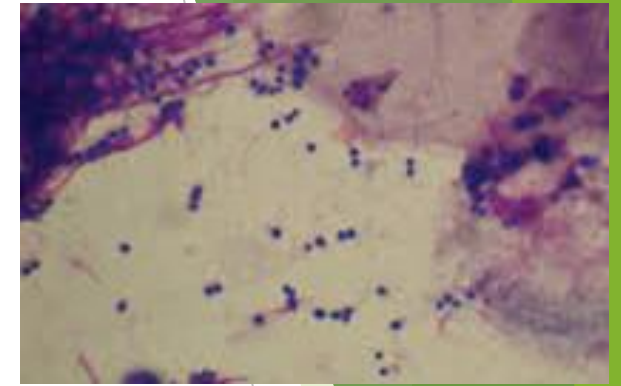
Diff quick stain



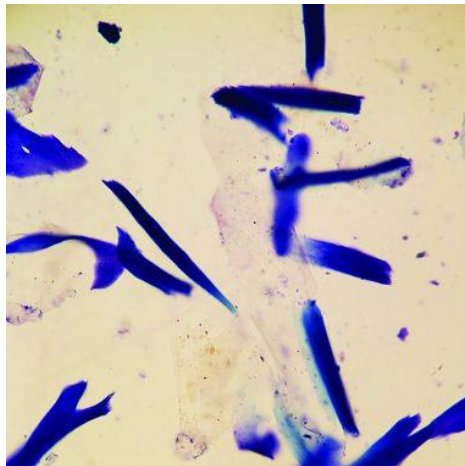
Mites: Otodectes Cynotis



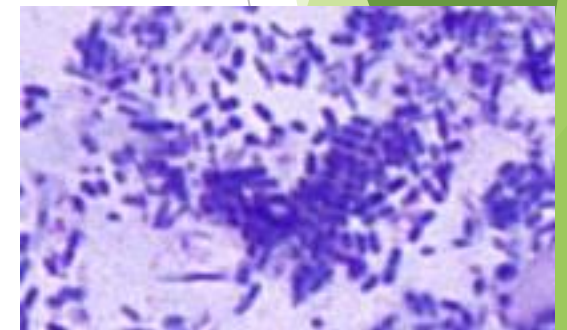
Malassezia pachydermatis



Cocci: Staphylococci



Squames/Keratinocytes



Rods: Pseudomonas, Escherichia, Proteus

Treatments

- ▶ Yeast -
- ▶ Cocci - } Easy to kill
- ▶ Rods - harder to kill

Systemic antimicrobials useless

- ▶ Mites: parasite treatment
- ▶ +/- Ear cleaner SID/EOD, >30mins prior to meds
- ▶ +/-Steroids: Prednisolone 0.5-1mg/kg/d



Ear Mites



Imidacloprid/Moxidectin
Back of neck



Selamectin
Back of neck

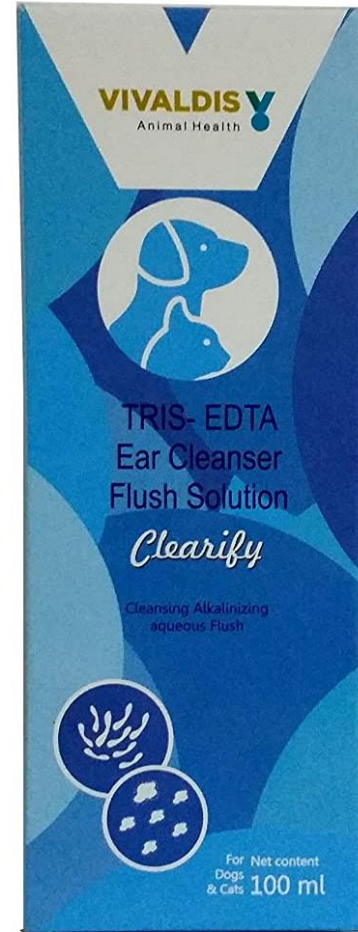


Ivermectin
2.5mg/kg (0.8ml / 10kg)
Into each ear
+/- Repeat in 2 weeks

Ear cleaners

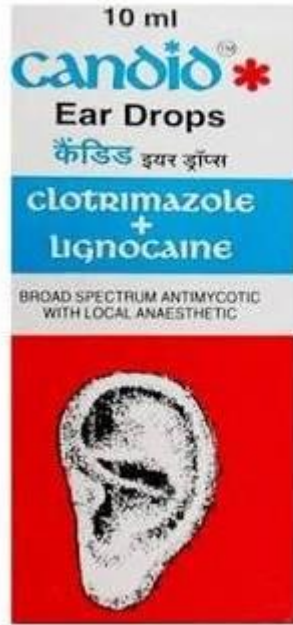



Epi-otic:
good for most cases - acidifying



TRIS-EDTA
For Rods: alkalinising

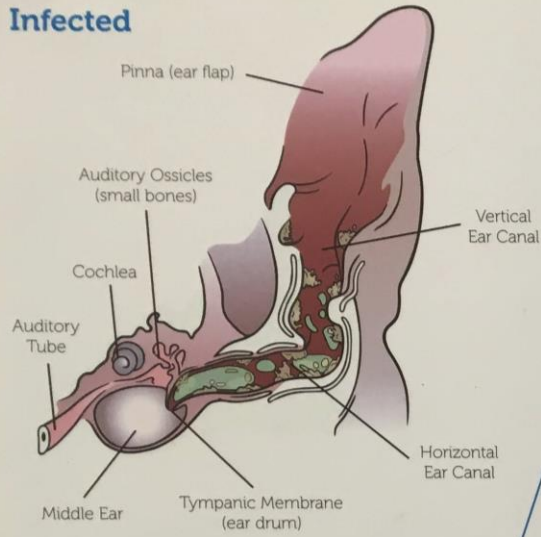
Hydrogen Peroxide?





Dog

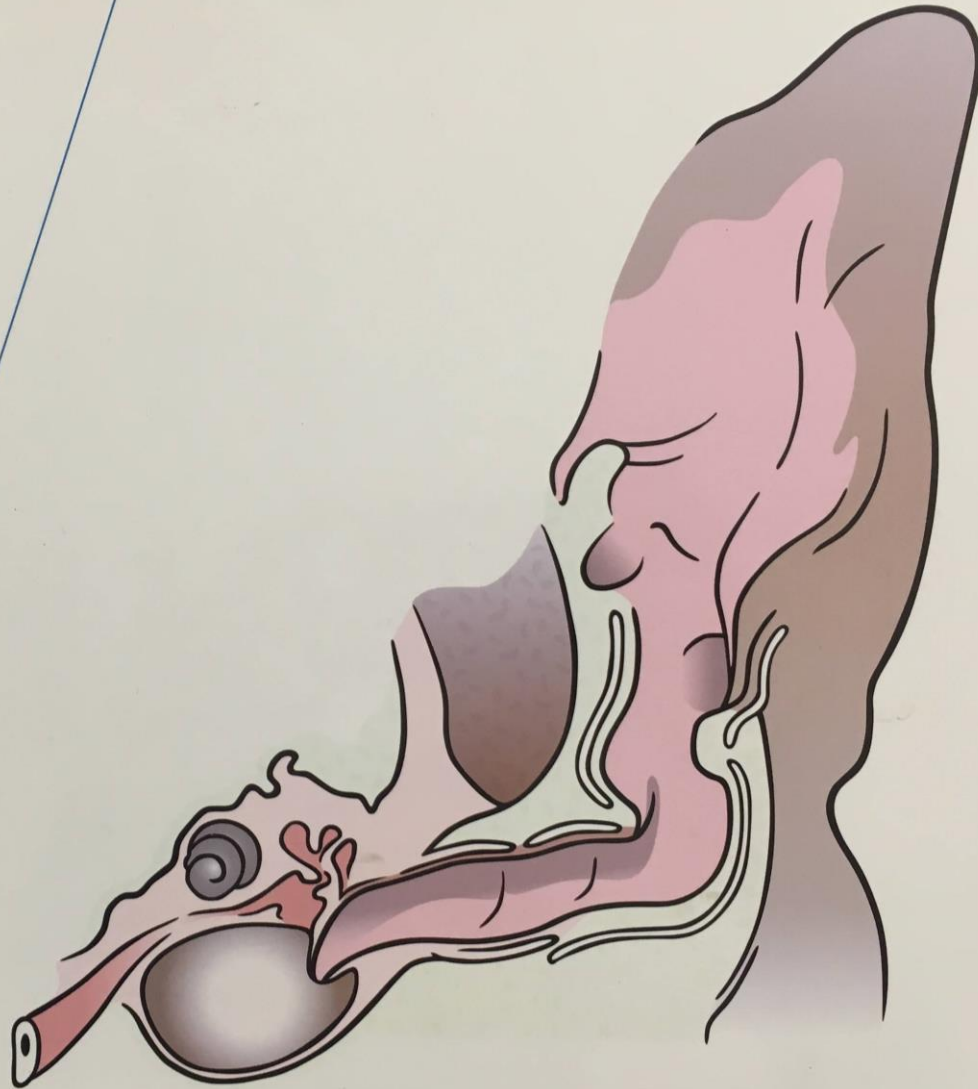
Infected



Don't miss the ear cleaning video
at www.virbac.com.au/ear-cleaning-videos



Australia's No. 1
ear cleanser



Shaping the future of animal health

Drug recipes (refer to handout)

'Simple infections (yeast/bacteria)

- ▶ Silver Sulfadiazine
- ▶ Dilute in 0.1-0.5% saline or TRIS-EDTA

'Heavy duty' All rounder:

- ▶ 2mL Dexamethasone 2mg/mL
- ▶ 10mL Enrofloxacin 50mg/ml
- ▶ 25g Silver Sulfadiazine
- ▶ 13mL Saline 0.9% 13mL

Why does OE happen?



Primary causes:

- ▶ ****ALLERGIES****
- ▶ Foreign body
- ▶ Mites
- ▶ Endocrine disorders
- ▶ Tumours/polyps
- ▶ Immune mediated dz
- ▶ Seborrhea



- ▶ scar tissue/hyperkeratosis of canals

Home care/prevention

- ▶ Mite/Flea preventatives
- ▶ Ear cleaners: q2wks for maintenance
- ▶ Don't use leftover medication!! (*why?*)
- ▶ Clip underside pinna (or pluck?)
- ▶ Avoid wetting





9GAG.COM/GAG/4744839



Severe cases, painful/aggressive dogs

- ▶ Sedate/GA and flush. Saline if can't see ear drum.
 - ▶ Medetomidine/butorphanol/ketamine IV/IM

Then:

- ▶ Oral sedatives 90 mins before medicating/vet visit
 - ▶ Clonidine 10ug/kg
 - ▶ Trazadone 5-10mg/kg
 - ▶ Gabapentin 10mg/kg
- ▶ Bring into clinic to dose SID/BID.

What if I can't see the tympanic membrane?



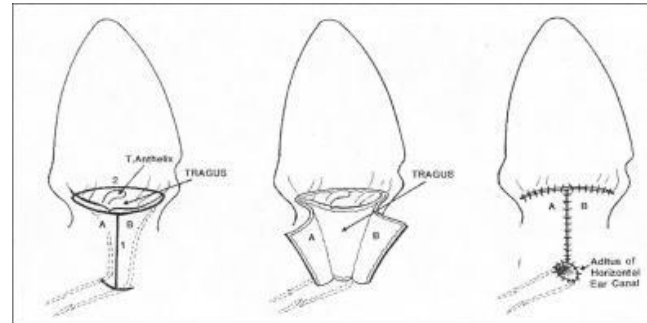


“Treatment failure”

- ▶ ~~Culture + Sensitivity?~~
 - ▶ Antimicrobial resistance not common
- ▶ OWNER COMPLIANCE
- ▶ OWNER TECHNIQUE
- ▶ NO REVISIT

Genuinely difficult ongoing cases

- ▶ Weekly ear cleaner + dexamethasone
- ▶ Bring in for regular ear cleans/ear plucks with nurse
- ▶ Ensure allergies under control
- ▶ Medication 2d/week 😲
- ▶ Surgery:
 - ▶ Vertical canal ablation
 - ▶ Total ear canal ablation



Last Tip:

- ▶ Puppy vaccinations:
 - ▶ teach puppy to allow ear handling (positive reinforcement)

